



International Association for the  
Study of Insurance Economics

# Études et Dossiers

---

Extract from

## Études et Dossiers No. 317

**2<sup>nd</sup> International Longevity Risk and  
Capital Market Solutions Symposium**

**24 April 2006, Chicago**

August 2006

Working Paper Series of  
The Geneva Association

© Association Internationale pour l'Etude de l'Economie de l'Assurance

The Geneva Association Working Paper Series “Études et Dossiers” appear at irregular intervals about 10 - 12 times per year. Distribution is limited.

The “Études et Dossiers” are the working paper series of The Geneva Association. These documents present intermediary or final results of conference proceedings, special reports and research done by The Geneva Association. As they contain work in progress or summaries of conference presentations, the material must not be cited without the express consent of the author in question.

Layout & Distribution: Valeria Kozakova

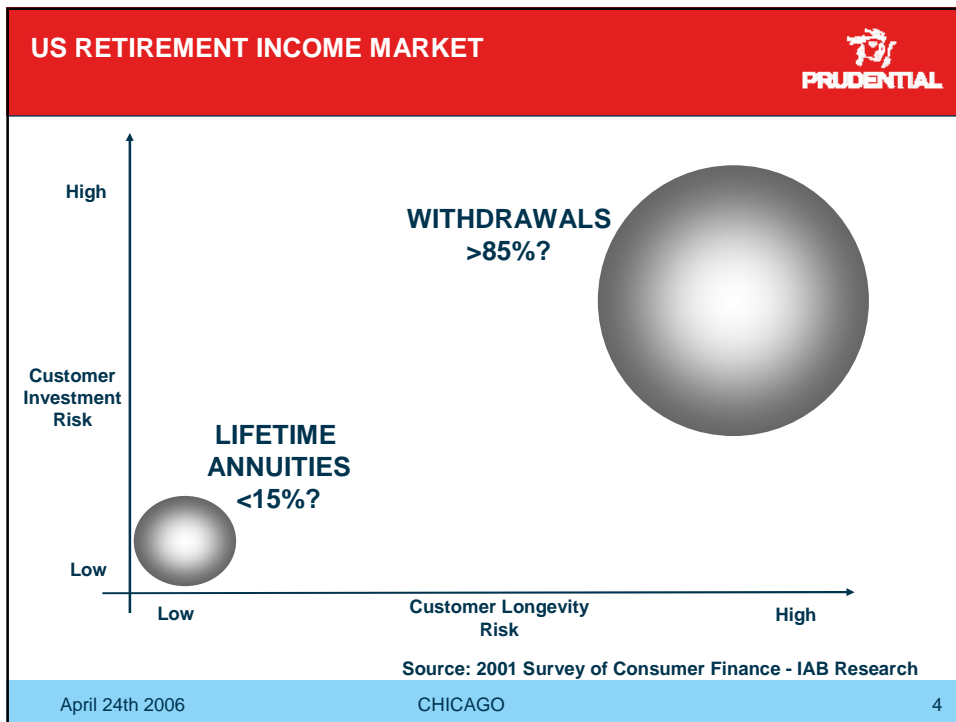
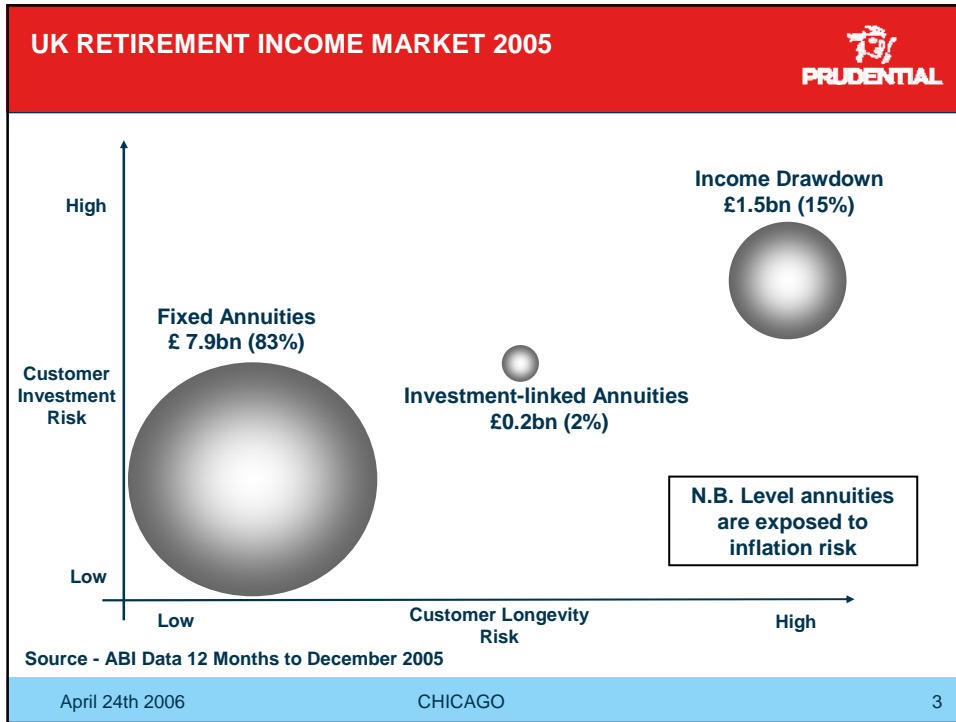
# Annuitization lessons from the UK: Money-Back Annuities and Other Developments

Tom Boardman


## AGENDA



- UK retirement income market
  - How does it differ from the US?
- When should pensioners buy an annuity?
  - The value of annuitization
  - Investment considerations
- The UK journey to Money-Back pension annuities
- Observations on the possible US retirement income journey

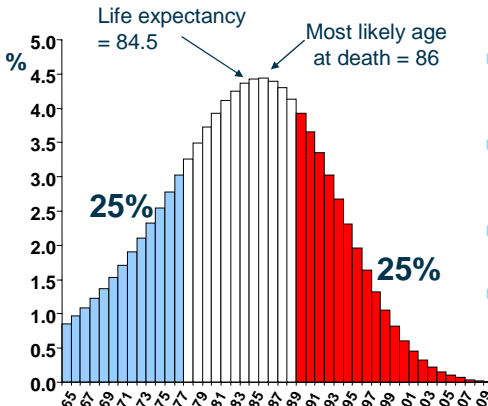


## THE ROLE OF ANNUITIZATION



Consumers are aware of increased life expectancy but not so aware of variability in life expectancy

**Expected distribution of deaths: male 65**




Source: 100% PMA92 (U2003)

The importance of a guaranteed income for life:

- At 65, male life expectancy is 84.5 - but more than 1 in 4 will reach 90 and 10% will reach 95
- Planning retirement finances in the context of this level of uncertainty is difficult
- Deferral of income is impractical for the mass market
- The guarantee of an income for life provided by an annuity is still essential for the vast majority seeking security and to maximise income in retirement!

April 24th 2006
CHICAGO
5

## PROBABILITY OF OUTLIVING ASSETS – MALE AGE 65



Deferral of income is impractical for the mass market

Reduce income by:	0%	5%	10%	20%
Fund size at life expectancy of 84 (% of initial amount)	0%	0%	12%	39%
Probability of outliving assets (%)	58%	54%	45%	20%

Source: Own calculations 100% PMA92 (U2003)

With Income Drawdown there is a death benefit of the residual fund. This is clearly valuable if you die early but this is less than an evens chance.

April 24th 2006
CHICAGO
6

**PRUDENTIAL**

**DISTRIBUTION OF AGES AT WHICH ANNUITIES ARE EXPECTED TO CEASE - AGE 85 AT OUTSET**

**The shape of the distribution curves becomes more skewed as age increases but the variability remains**

**DISTRIBUTION CHART SHOWING AGES AT WHICH ANNUITIES CEASE**

Age	Males (%)	Females (%)	Last Survivor (%)
85	10.5	7.5	1.0
86	10.0	7.5	2.0
87	9.5	7.5	3.5
88	9.0	7.5	5.0
89	8.5	7.5	6.5
90	8.0	7.5	8.0
91	7.5	7.5	9.5
92	7.0	7.5	11.0
93	6.5	7.5	12.5
94	6.0	7.5	14.0
95	5.5	7.5	15.5
96	5.0	7.5	17.0
97	4.5	7.5	18.5
98	4.0	7.5	20.0
99	3.5	7.5	21.5
100	3.0	7.5	23.0
101	2.5	7.5	24.5
102	2.0	7.5	26.0
103	1.5	7.5	27.5
104	1.0	7.5	29.0
105	0.5	7.5	30.5
106	0.2	7.5	32.0
107	0.1	7.5	33.5
108	0.0	7.5	35.0
109	0.0	7.5	36.5

Source: 100% PMA92 (U2003)

**The scale of the mortality cross subsidy at older ages makes annuitization essential for anyone without extensive alternative wealth. The probability of outliving assets taking an income of 80% of the annuity income increases from 20% at age 65 to 36% at age 85.**

April 24th 2006 CHICAGO 7

**PRUDENTIAL**

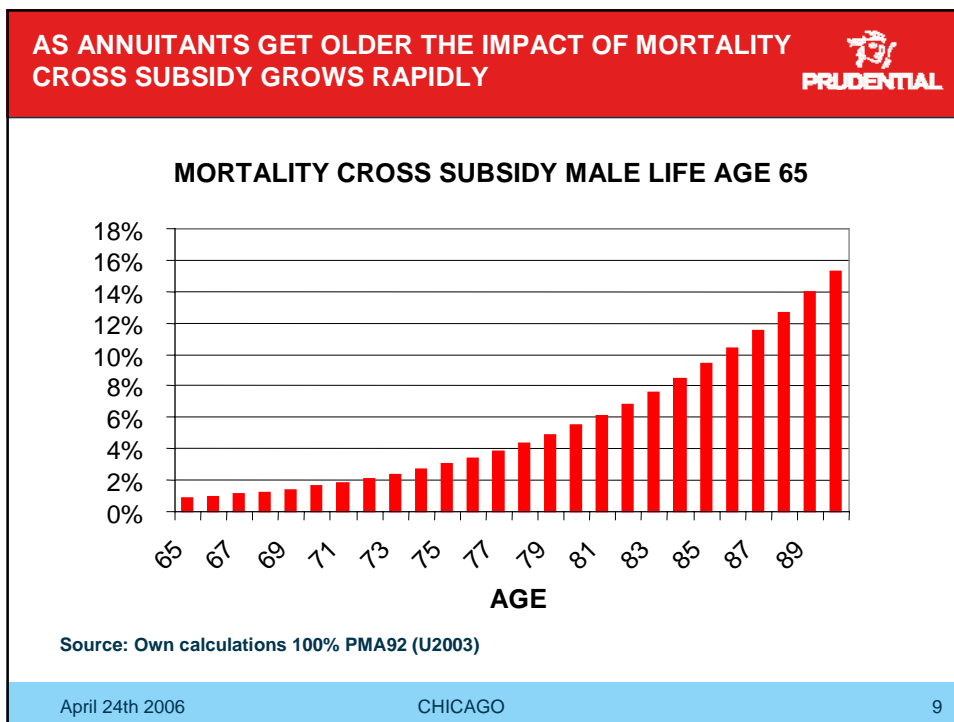
**AT YOUNGER AGES THE ANNUITY MORTALITY CROSS SUBSIDY GIVES POOR VALUE TO THOSE DYING EARLY**


**Any pooling of mortality needs to be perceived to be fair by the public**

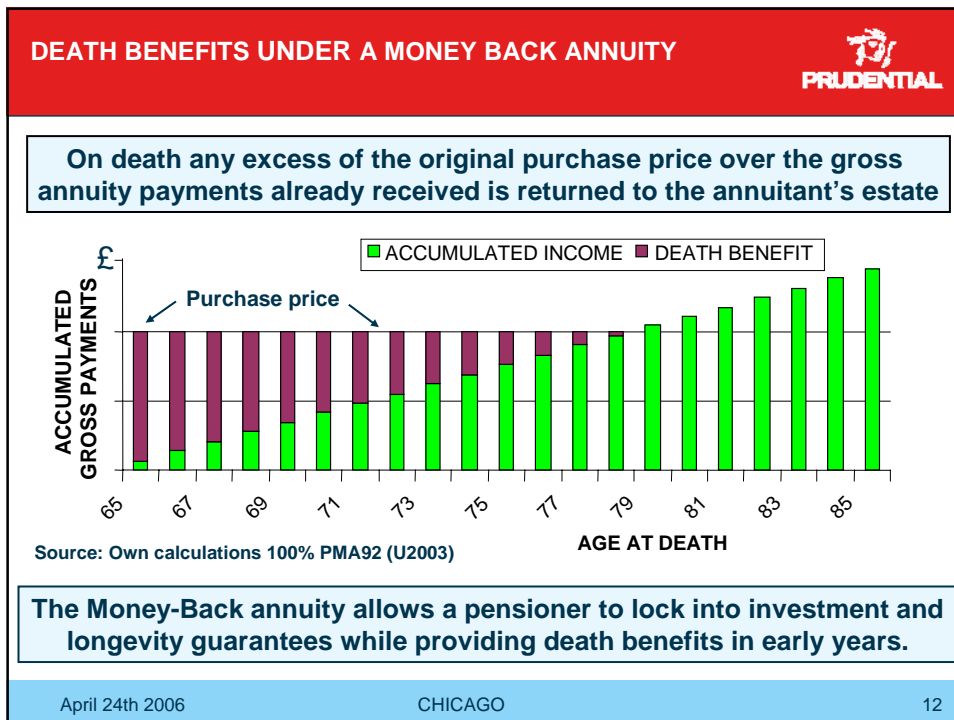
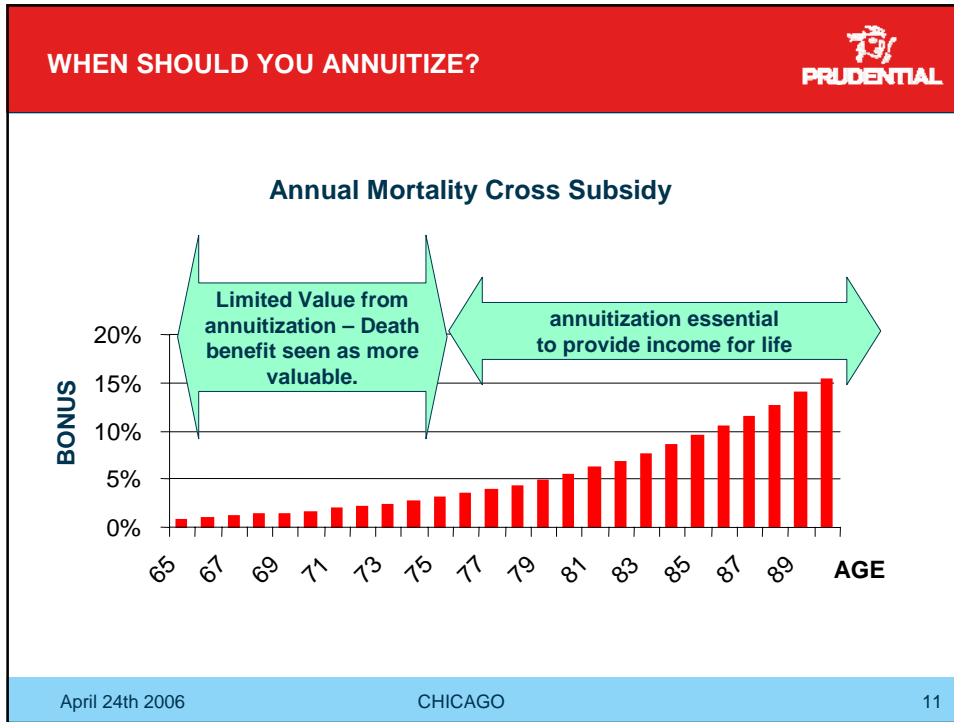
- At younger ages it has become less attractive to put capital at risk in exchange for guaranteed income for life
- If chance of dying at age 60 is approx. 0.5% then annuitant receives mortality cross subsidy of just £500 in exchange for putting £100,000 capital at risk
- £500 spread over remainder of life
- Life expectancy is almost 25 years
- Additional income just £20 per annum!
- At age 65 the additional income is around £40 per annum

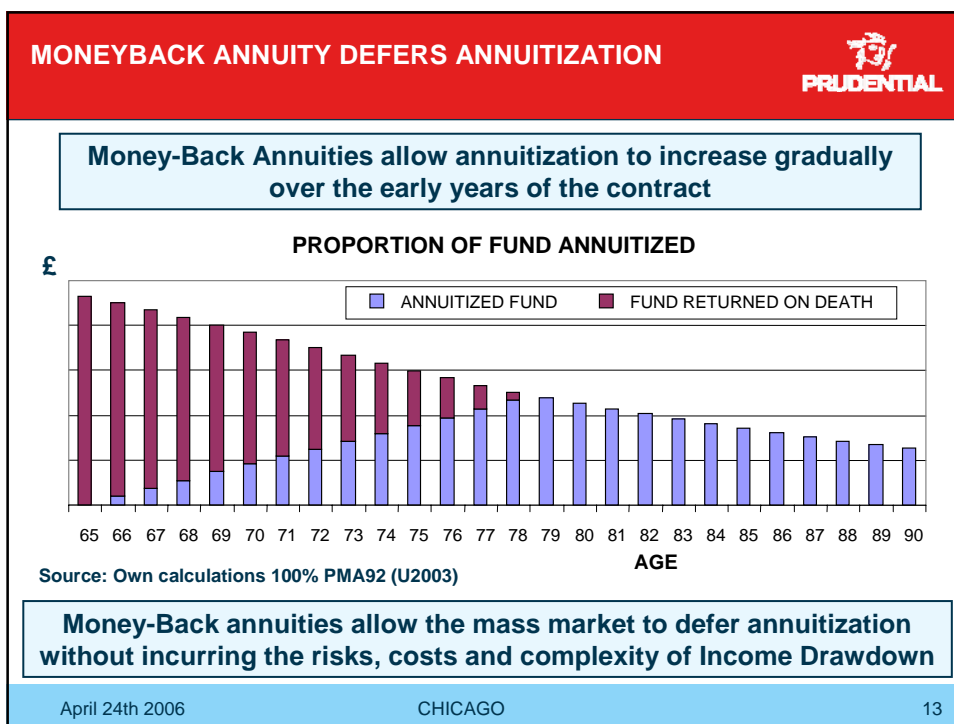
**In these circumstances most people given the choice would forego the mortality cross subsidy and chose to have an option of the return of their fund on early death.**

April 24th 2006 CHICAGO 8



- AS ANNUITANTS GET OLDER THE IMPACT OF MORTALITY CROSS SUBSIDY GROWS RAPIDLY**  **PRUDENTIAL**
- Annuitants in their early 80s have around a 8% chance of dying and their life expectancy is around 8 years
  - Enhancement for putting £100,000 at risk is now £8,000 and the extra income around £1,000 p.a.
  - 50X benefit at age 60
  - By age 90 the chance of dying is approaching 15% and life expectancy is less than 5 years
  - Enhancement for putting £100,000 at risk is now £15,000 and the extra income around £3,000 p.a.
  - 150X benefit at age 60
- The scale of the mortality cross subsidy at older ages makes annuitization essential for anyone without extensive alternative wealth**
- April 24th 2006 CHICAGO 10





### COST OF MONEYBACK ANNUITIES

**Selecting a Money-Back annuity is optional. The cost of the guarantee results in a lower income. The Money-Back annuity results in a redistribution of benefits from those living longer to those dying early.**

Age	Male Single Life			Joint Lives		
	No g'tee £	MB g'tee £	% age red'n	No g'tee £	MB g'tee £	% age red'n
65	7449	6878	7.7%	6247	6190	0.9%
75	10653	8870	16.7%	7874	7505	4.7%

Source: Prudential £100,000 purchase price June 2004

**The cost is not very high on joint life cases. On single life cases cost becomes significant as age increases to 75.**

April 24th 2006
CHICAGO
14

**MONEY BACK GUARANTEE - THE CONSUMER PERSPECTIVE**

- Removes single biggest consumer objection to annuities:  
***“If I die soon after I retire, the annuity provider will keep my fund”***
- ‘Live or die’ guarantee of getting your money back provides a simple underpin in the mass market
- A lump sum rather than continuation of current income for a limited period
- Very easy to explain and for consumers to understand
- Avoids uncertainty - allows a pensioner to lock into investment and longevity guarantees to provide a guaranteed lifetime income
- Alternatively the Money-Back option can be used with flexible investment linked annuities
- The cost of the guarantee is transparent and allows consumers to make an informed choice.
- Removes a significant barrier to pre-retirement saving.

April 24th 2006

CHICAGO

15

**UK MONEY BACK ANNUITY AND VALUE PROTECTION**

**The introduction of “value protected” annuities in the UK allows a partial money back option but it has two serious flaws...**

- The inability to pay any benefit under value protection after age 75 means that the simple money back concept cannot be provided
- The tax charge of 35% on the lump sum death benefit, which has been carried over from the Income Drawdown regime, is too high for the mass market.

**Allowing value protection beyond 75 will provide a clear message to savers and annuitants that they can ensure they get full value from their pension savings, no matter when they die.**

April 24th 2006

CHICAGO

16

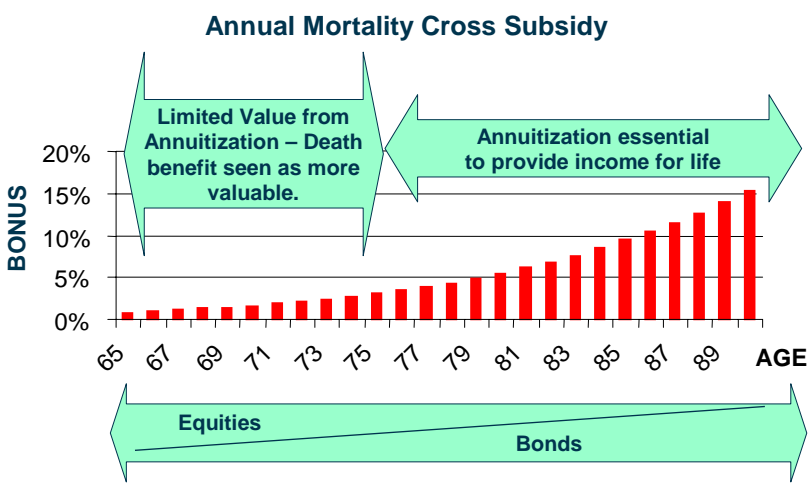
## UK INVESTMENT CONSIDERATIONS PRUDENTIAL

- UK Regulations effectively require guaranteed annuities to be backed by Government or Corporate Bonds
- 100% investment in bonds over a 20 year period is not an optimal investment strategy!
- Level fixed annuities are exposed to inflation risk
- Long term bonds are in short supply
- A mixed portfolio should provide a higher expected return over 20 years
- Those that can afford to take investment risk should do so in early years
- As pensioners get older and their life expectancy reduces then a more cautious investment approach becomes increasingly appropriate
- Mortality cross subsidy overshadows any investment return once pensioners are in their 90s so fixed annuities invested in bonds become the optimal solution.

April 24th 2006
CHICAGO
17

## WHEN SHOULD YOU ANNUITIZE AND HOW SHOULD YOUR ANNUITY FUND BE INVESTED? PRUDENTIAL

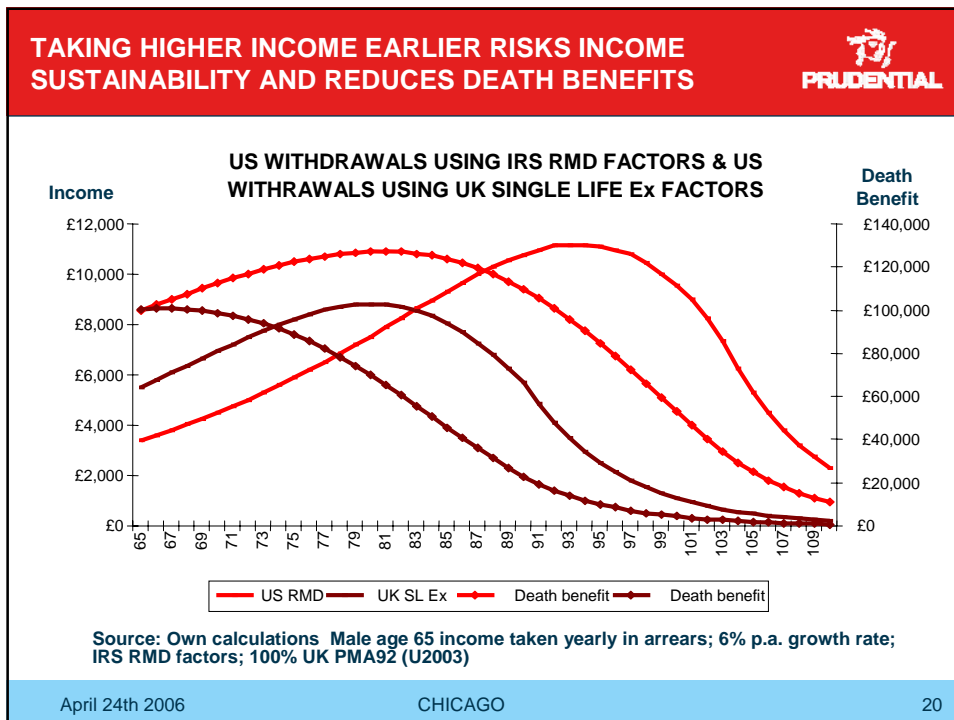
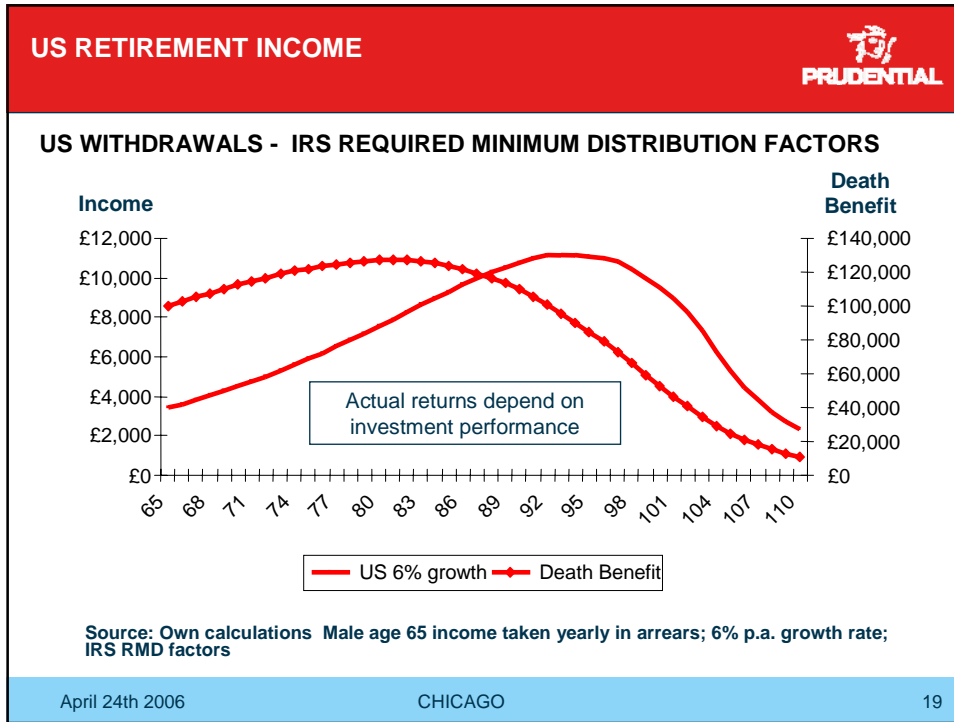
**Annual Mortality Cross Subsidy**

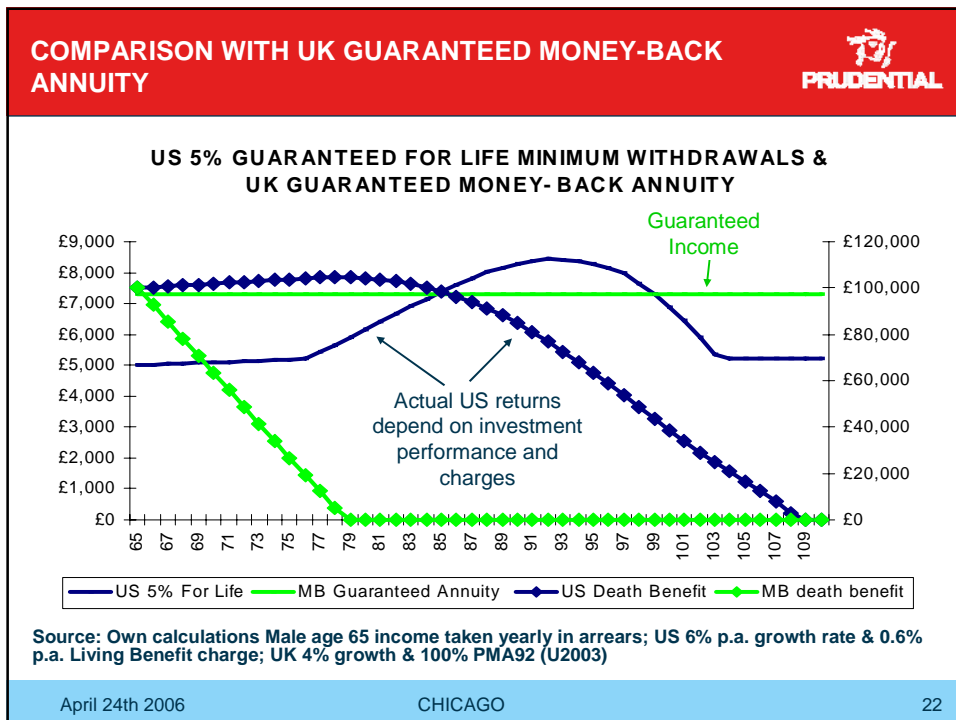
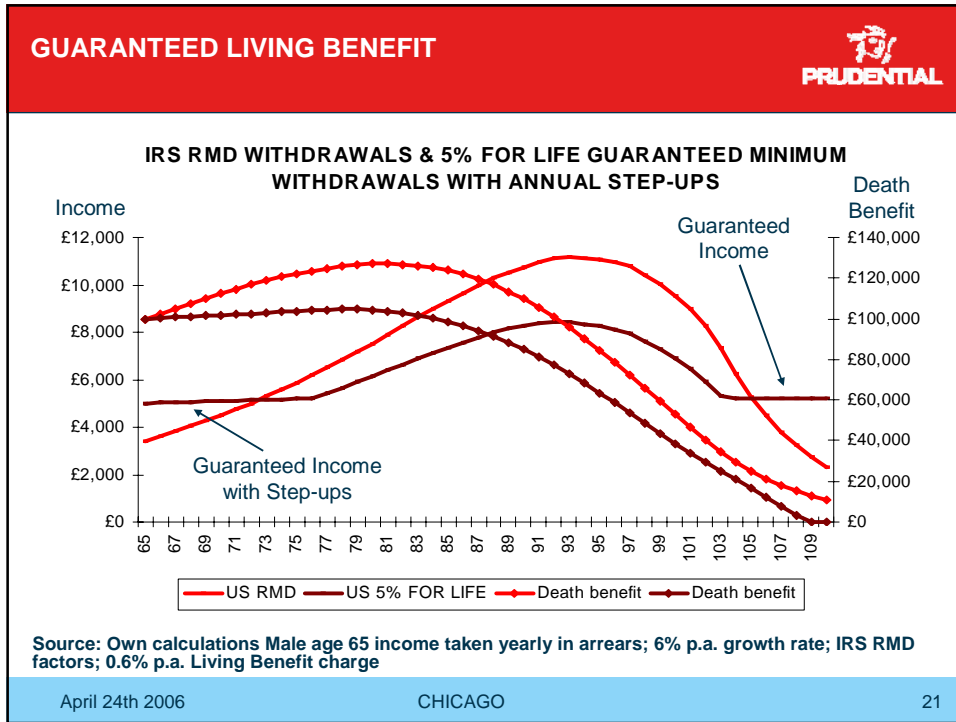


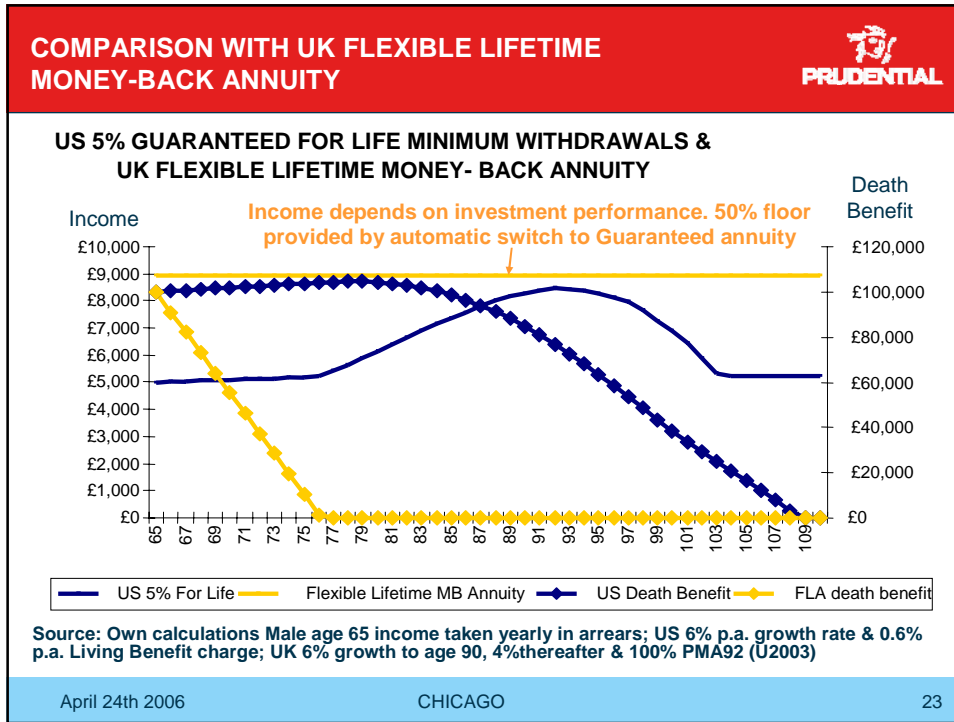
AGE	BONUS (%)
65	1.0
67	1.5
69	2.0
71	2.5
73	3.0
75	3.5
77	4.0
79	4.5
81	5.0
83	5.5
85	6.0
87	6.5
89	7.0
91	7.5
93	8.0
95	8.5

**Investment split - Equities : Bonds**

April 24th 2006
CHICAGO
18







**CONCLUSIONS**

**PRUDENTIAL**

- UK Pensioners
  - Could increase income by taking more investment risk
  - UK Government needs to allow full Money-Back option to allow consumers more choice around the trade off between income and death benefit
- US Pensioners
  - Could significantly increase income by reducing death benefits and embracing annuitization

April 24th 2006 CHICAGO 24



This presentation may contain certain "forward-looking statements" with respect to certain of Prudential's plans and its current goals and expectations relating to its future financial condition, performance, results, strategy and objectives. Statements containing the words "believes", "intends", "expects", "plans", "seeks" and "anticipates", and words of similar meaning, are forward-looking. By their nature, all forward-looking statements involve risk and uncertainty because they relate to future events and circumstances which are beyond Prudential's control including among other things, UK domestic and global economic and business conditions, market related risks such as fluctuations in interest rates and exchange rates, and the performance of financial markets generally; the policies and actions of regulatory authorities, the impact of competition, inflation, and deflation; experience in particular with regard to mortality and morbidity trends, lapse rates and policy renewal rates; the timing, impact and other uncertainties of future acquisitions or combinations within relevant industries; and the impact of changes in capital, solvency or accounting standards, and tax and other legislation and regulations in the jurisdictions in which Prudential and its affiliates operate. This may for example result in changes to assumptions used for determining results of operations or re-estimations of reserves for future policy benefits. As a result, Prudential's actual future financial condition, performance and results may differ materially from the plans, goals, and expectations set forth in Prudential's forward-looking statements. Prudential undertakes no obligation to update the forward-looking statements contained in this presentation or any other forward-looking statements it may make.

April 24th 2006

CHICAGO

25



"Prudential" is a trading name of The Prudential Assurance Company Limited, of Prudential Annuities Limited and of Prudential Retirement Income Limited. This name is also used by other companies within the Prudential marketing group, which between them provide life assurance, pensions, savings and investment products. The Prudential Assurance Company Limited and Prudential Annuities Limited are registered in England and Wales. Registered Office at 142 Holborn Bars, London, EC1N 2NH. Registered numbers 15454 and 2554213 respectively. Prudential Retirement Income Limited is registered in Scotland. Registered Office at PO Box 25, Craigforth, Stirling FK9 4UE. Registered number SCO47842. Authorised and regulated by the Financial Services Authority.

April 24th 2006

CHICAGO

26